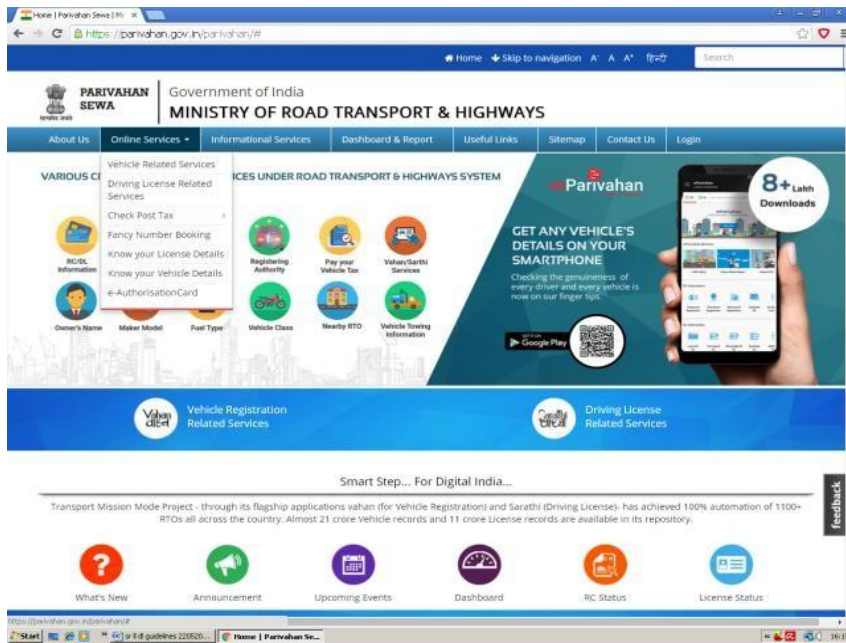
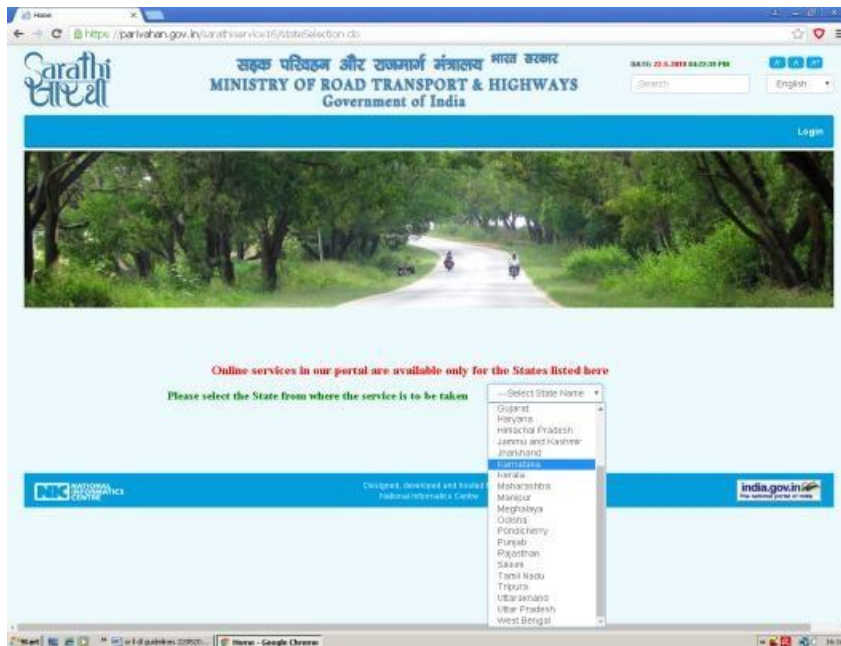


Procedure to apply for Driving License through Sarathi-4 Software

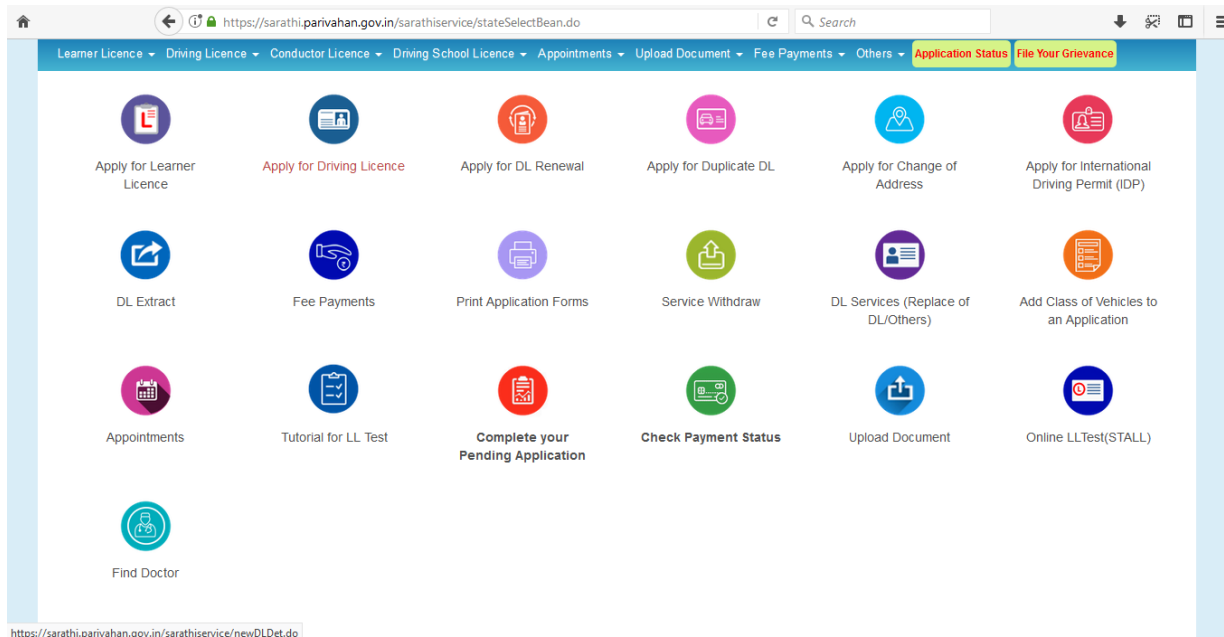
1. Visit <https://parivahan.gov.in> website, Select “Online Services”, then select “Driving License Related Services”



2. Select “Karnataka” state in the next page



3. Select “Apply for Driving License”



4. After selection of “New Driving License” fill in the details, after saving take a print-out of Acknowledgement. (For the DL application no documents need to be uploaded.)
5. If you have internet banking facility, pay the fees online through “**Payment of fee**” option and take the print-out of e-receipt. Otherwise you can pay the fees at RTO Cash Counter also.
6. Obtain slot for date and time for Driving License Test through “**DL Test Slot Booking**” page.
7. Visit the RTO on the date and time of appointment along with acknowledgement and e-receipt (if paid online). If fees not paid online, the same can be paid at Cash Counter of the RTO. No need to take print-out of the Application form and photo copies of the original documents.
8. Applicant has to visit the RTO Office with vehicle for DL test with mentioned below documents.
 - (i) Copy of Learner’s License.
 - (ii) Copy of Registration certificate of the vehicle.
 - (iii) Insurance copy of the vehicle.
 - (iv) Emission certificate of the vehicle.
9. After verification by the Licensing Authorities, Driving License Test will be conducted.

Note:

1. **Follow the instructions displayed in the respective pages.**
2. **For more details Please contact the concerned Regional Transport Office(RTO)**